



KINGDOM OF CAMBODIA  
NATION RELIGION KING



# TOURISM STATISTICS REPORT

# February 2022

**MINISTRY OF TOURISM**  
NATIONAL INSTITUTE OF TOURISM  
TOURISM STATISTICS DEPARTMENT  
No. A3, Street 169, Sangkat Veal Vong, Khan 7 Makara, Phnom Penh, Cambodia.  
Telegram Chanel: Tourism\_Statistics  
E-mail: [kong@tourism.gov.kh](mailto:kong@tourism.gov.kh)  
Website: [www.tourism.gov.kh](http://www.tourism.gov.kh)

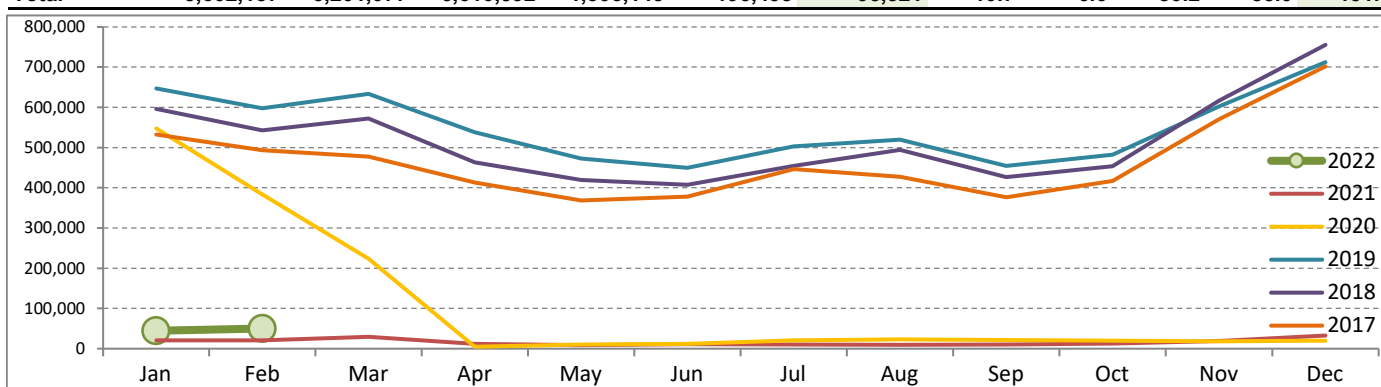
## Tourism Highlights

International Tourist Arrivals, Average Length of Stays, Hotel Occupancy & International Tourism Receipts in 1993 - 2021

Years	Int'l Tourist Arrivals		Average Length	Hotel Occupancy	Int'l Tourism Receipts
	Number	Change (%)	of Stays (Days)	(%)	(Million USD)
1993	118,183	-	N/A	N/A	N/A
1994	176,617	49.4	N/A	N/A	N/A
1995	219,680	24.4	8.0	37.0	100
1996	260,489	18.6	7.5	40.0	118
1997	218,843	-16.0	6.4	30.0	103
1998	286,524	30.9	5.2	40.0	166
1999	367,743	28.3	5.5	44.0	190
2000	466,365	26.8	5.5	45.0	228
2001	604,919	29.7	5.5	48.0	304
2002	786,524	30.0	5.8	50.0	379
2003	701,014	-10.9	5.5	50.0	347
2004	1,055,202	50.5	6.3	52.0	578
2005	1,421,615	34.7	6.3	52.0	832
2006	1,700,041	19.6	6.5	54.8	1,049
2007	2,015,128	18.5	6.5	54.8	1,400
2008	2,125,465	5.5	6.7	62.7	1,595
2009	2,161,577	1.7	6.5	63.6	1,561
2010	2,508,289	16.0	6.5	65.7	1,786
2011	2,881,862	14.9	6.5	66.2	1,912
2012	3,584,307	24.4	6.3	68.5	2,210
2013	4,210,165	17.5	6.8	69.5	2,547
2014	4,502,775	7.0	6.5	67.6	2,736
2015	4,775,231	6.1	6.8	70.2	3,012
2016	5,011,712	5.0	6.3	68.9	3,212
2017	5,602,157	11.8	6.6	71.3	3,638
2018	6,201,077	10.7	7.0	72.2	4,375
2019	6,610,592	6.6	6.2	63.5	4,919
2020	1,306,143	-80.2	Jan - Mar: 6.2 Apr - Dec: 30.0	Jan - Mar: 78.9 Apr - Dec: 8.3	1,023
2021	196,495	-85.0	30.0	15.5	184

### International Tourist Arrivals to Cambodia

Months	2017	2018	2019	2020	2021	2022	Change (%)				
							18/17	19/18	20/19	21/20	2022*/21
<b>Q1</b>	<b>1,502,896</b>	<b>1,711,253</b>	<b>1,877,853</b>	<b>1,155,226</b>	<b>70,901</b>	<b>95,321</b>	<b>13.9</b>	<b>9.7</b>	<b>-38.5</b>	<b>-93.9</b>	
Jan	532,206	596,241	647,206	547,963	20,567	44,910	12.0	8.5	-15.3	-96.2	118.4
Feb	493,316	542,937	597,483	383,863	20,580	50,411	10.1	10.0	-35.8	-94.6	145.0
Mar	477,374	572,075	633,164	223,400	29,754		19.8	10.7	-64.7	-86.7	
<b>Q2</b>	<b>1,159,783</b>	<b>1,290,407</b>	<b>1,460,621</b>	<b>27,600</b>	<b>31,659</b>	<b>0</b>	<b>11.3</b>	<b>13.2</b>	<b>-98.1</b>	<b>14.7</b>	
Apr	412,925	463,423	537,656	4,841	11,938		12.2	16.0	-99.1	146.6	
May	368,809	419,171	472,952	10,475	8,757		13.7	12.8	-97.8	-16.4	
Jun	378,049	407,813	450,013	12,284	10,964		7.9	10.3	-97.3	-10.7	
<b>Q3</b>	<b>1,250,082</b>	<b>1,374,373</b>	<b>1,475,832</b>	<b>64,854</b>	<b>29,114</b>	<b>0</b>	<b>9.9</b>	<b>7.4</b>	<b>-95.6</b>	<b>-55.1</b>	
Jul	446,627	454,056	502,421	20,689	9,984		1.7	10.7	-95.9	-51.7	
Aug	427,224	494,043	519,502	23,028	9,163		15.6	5.2	-95.6	-60.2	
Sep	376,231	426,274	453,909	21,137	9,967		13.3	6.5	-95.3	-52.8	
<b>Q4</b>	<b>1,689,396</b>	<b>1,825,044</b>	<b>1,796,286</b>	<b>58,463</b>	<b>64,821</b>	<b>0</b>	<b>8.0</b>	<b>-1.6</b>	<b>-96.7</b>	<b>10.9</b>	
Oct	417,039	453,370	481,782	20,210	12,759		8.7	6.3	-95.8	-36.9	
Nov	570,471	616,549	602,042	18,184	18,933		8.1	-2.4	-97.0	4.1	
Dec	701,886	755,125	712,462	20,069	33,129		7.6	-5.6	-97.2	65.1	
<b>Total</b>	<b>5,602,157</b>	<b>6,201,077</b>	<b>6,610,592</b>	<b>1,306,143</b>	<b>196,495</b>	<b>95,321</b>	<b>10.7</b>	<b>6.6</b>	<b>-80.2</b>	<b>-85.0</b>	<b>131.7</b>



Source: Tourism Statistics Department, MOT

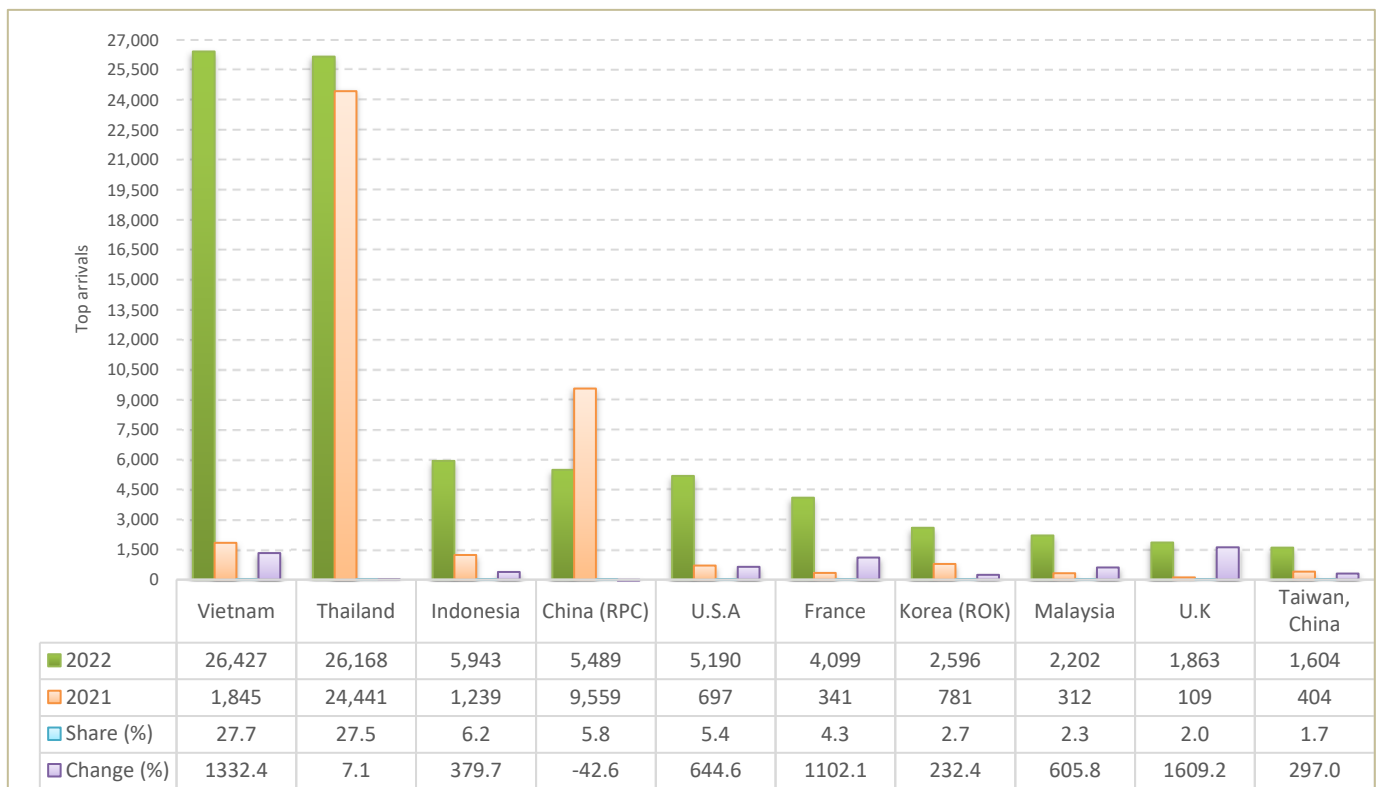
# CAMBODIA: TOURISM STATISTICS REPORT IN THE FIRST TWO MONTHS 2022

## I. INBOUND TOURISM

### 1. International tourist arrivals in January - February 2022

	Inbound tourism			Share (%)	Change (%)	
	2020	2021	2022	2022*	21/20	2022*/21
<b>Air</b>	<b>542,585</b>	<b>15,743</b>	<b>53,117</b>	<b>55.7</b>	<b>-97.1</b>	<b>237.4</b>
Phnom Penh Int'l Airport (PNH)	289,553	12,753	46,746	49.0	-95.6	266.5
Siem Reap Int'l Airport (REP)	217,738	0	5,563	5.8	-100.0	
Kong Keng (KOS)	35,294	2,990	808	0.8	-91.5	-73.0
<b>Land and Waterways</b>	<b>389,241</b>	<b>25,404</b>	<b>42,204</b>	<b>44.3</b>	<b>-93.5</b>	<b>66.1</b>
Land	343,693	25,404	41,079	43.1	-92.6	61.7
Waterways	45,548	0	1,125	1.2	-100.0	
<b>Total</b>	<b>931,826</b>	<b>41,147</b>	<b>95,321</b>	<b>100.0</b>	<b>-95.6</b>	<b>131.7</b>

### 2. Top ten markets arrivals in January - February 2022



## II. OUTBOUND TOURISM

### Outbound tourism in January - February 2022

	Outbound tourism			Change (%)	
	2020	2021	2022	21/20	2022*/21
Cambodia Outbound Tourists	258,537	3,683	18,846	-98.6	411.7
International Tourists Departure	961,205	45,502	70,548	-95.3	55.0

## III. INTERNAL TOURISM

### Domestic and foreign visitors' arrivals to the regions in January - February 2022

	January - February 2021		January - February 2022		Change 2022*/21 (%)	
	KHM	FOR	KHM	FOR	KHM	FOR
Phnom Penh	353,152	36,953	595,942	66,275	68.7	79.3
Siem Reap Angkor	114,505	4,194	65,500	11,663	-42.8	178.1
Coastal Zone	816,921	35,545	1,036,727	94,794	26.9	166.7
Preah Sihanouk	482,851	30,495	659,986	88,113	36.7	188.9
Eco-tourism Zone	121,935	1,988	189,567	1,743	55.5	-12.3
Others	196,020	4,029	181,451	7,052	-7.4	75.0
<b>Total</b>	<b>1,602,533</b>	<b>82,709</b>	<b>2,069,187</b>	<b>181,527</b>	<b>29.1</b>	<b>119.5</b>

#### Note:

KHM: Cambodia visitors

FOR: Foreign visitors

Source: Tourism Statistics Department, MOT.

## International Tourist Arrivals to Cambodia by Country of Residence in January - February 2022

(by all means of transportation)

Regions Country of Residence	2021	2022					Share 2022* (%)	Change 2022*/21 (%)
		Purposes of Visit			Total			
		Holiday	Business	Others	Female			
<b>Grand Total</b>	<b>41,147</b>	<b>64,899</b>	<b>25,011</b>	<b>5,411</b>	<b>95,321</b>	<b>25,937</b>	<b>100.0</b>	<b>131.7</b>
<b>Asia and the Pacific</b>	<b>39,507</b>	<b>54,853</b>	<b>21,640</b>	<b>1,038</b>	<b>77,531</b>	<b>19,029</b>	<b>81.3</b>	<b>96.2</b>
<b>ASEAN (Southeast Asia)</b>	<b>28,113</b>	<b>50,953</b>	<b>12,573</b>	<b>88</b>	<b>63,614</b>	<b>15,507</b>	<b>66.7</b>	<b>126.3</b>
Brunei Darussalam	0	13	48	0	61	10	0.1	
Indonesia	1,239	3,553	2,387	3	5,943	1,200	6.2	379.7
Lao PDR	22	96	148	0	244	58	0.3	1009.1
Malaysia	312	1,024	1,158	20	2,202	464	2.3	605.8
Myanmar	37	146	240	0	386	160	0.4	943.2
Philippines	132	461	540	5	1,006	410	1.1	662.1
Singapore	85	772	344	12	1,128	271	1.2	1227.1
Thailand	24,441	25,183	965	20	26,168	1,397	27.5	7.1
Timor Leste	0	0	49	0	49	7	0.1	
Vietnam	1,845	19,705	6,694	28	26,427	11,530	27.7	1332.4
<b>Northeast Asia</b>	<b>11,117</b>	<b>2,608</b>	<b>7,673</b>	<b>336</b>	<b>10,617</b>	<b>2,699</b>	<b>11.1</b>	<b>-4.5</b>
China	9,559	900	4,571	18	5,489	1,286	5.8	-42.6
Hong Kong (China)	2	0	0	0	0	0	0.0	
Japan	363	205	663	30	898	223	0.9	147.4
Korea (ROK)	781	984	1,349	263	2,596	810	2.7	232.4
Macau (China)	0	0	0	0	0	0	0.0	
Mongolia	8	21	9	0	30	11	0.0	275.0
Taiwan (China)	404	498	1,081	25	1,604	369	1.7	297.0
<b>Southern Asia</b>	<b>141</b>	<b>535</b>	<b>1,033</b>	<b>2</b>	<b>1,570</b>	<b>294</b>	<b>1.6</b>	<b>1013.5</b>
Afghanistan	1	7	95	0	102	49	0.1	
Bangladesh	24	87	195	1	283	35	0.3	1079.2
Bhutan	1	1	0	0	1	0	0.0	0.0
India	54	247	541	0	788	130	0.8	1359.3
Iran	3	3	7	0	10	2	0.0	233.3
Nepal	3	64	77	1	142	33	0.1	4633.3
Pakistan	9	67	40	0	107	21	0.1	1088.9
Sri Lanka	46	59	78	0	137	24	0.1	197.8
<b>Oceania</b>	<b>133</b>	<b>736</b>	<b>339</b>	<b>612</b>	<b>1,687</b>	<b>520</b>	<b>1.8</b>	<b>1168.4</b>
Australia	90	671	305	550	1,526	466	1.6	1595.6
Fiji	0	1	3	0	4	2	0.0	
New Zealand	43	64	31	62	157	52	0.2	265.1
Other Asia & the Pacific	3	21	22	0	43	9	0.0	1333.3
<b>Europe</b>	<b>767</b>	<b>7,575</b>	<b>2,244</b>	<b>1,257</b>	<b>11,076</b>	<b>4,304</b>	<b>11.6</b>	<b>1344.1</b>
<b>Northern Europe</b>	<b>150</b>	<b>1,969</b>	<b>515</b>	<b>53</b>	<b>2,537</b>	<b>850</b>	<b>2.7</b>	<b>1591.3</b>
Denmark	13	135	27	8	170	66	0.2	1207.7
Finland	6	79	12	3	94	33	0.1	1466.7
Iceland	0	6	0	0	6	4	0.0	
Ireland	8	100	25	1	126	36	0.1	1475.0
Norway	2	80	19	4	103	18	0.1	
Sweden	12	134	33	8	175	62	0.2	1358.3
United Kingdom	109	1,435	399	29	1,863	631	2.0	1609.2
<b>Western Europe</b>	<b>489</b>	<b>4,189</b>	<b>1,277</b>	<b>1,186</b>	<b>6,652</b>	<b>2,697</b>	<b>7.0</b>	<b>1260.3</b>
Austria	7	124	17	10	151	56	0.2	2057.1
Belgium	12	176	87	41	304	124	0.3	2433.3
France	341	2,325	768	1,006	4,099	1,772	4.3	1102.1
Germany	84	1,013	264	52	1,329	475	1.4	1482.1
Luxembourg	0	6	1	0	7	2	0.0	
Monaco	0	1	0	0	1	1	0.0	
Netherlands	15	286	65	32	383	124	0.4	2453.3
Switzerland	30	258	75	45	378	143	0.4	1160.0
<b>Central / Eastern Europe</b>	<b>73</b>	<b>760</b>	<b>184</b>	<b>8</b>	<b>952</b>	<b>406</b>	<b>1.0</b>	<b>1204.1</b>
Bulgaria	3	14	5	1	20	7	0.0	566.7
Czech Republic	6	138	18	1	157	51	0.2	2516.7
Estonia	0	33	2	0	35	12	0.0	
Hungary	3	40	5	3	48	21	0.1	1500.0
Kazakhstan	9	19	8	1	28	12	0.0	211.1
Kyrgyzstan	0	15	4	0	19	4	0.0	
Latvia	1	12	6	0	18	10	0.0	
Lithuania	0	20	4	0	24	12	0.0	
Poland	10	109	19	2	130	49	0.1	1200.0
Romania	7	40	12	0	52	22	0.1	642.9
Russian Federation	13	242	73	0	315	162	0.3	2323.1
Slovakia	14	28	8	0	36	8	0.0	157.1
Ukraine	7	45	15	0	60	32	0.1	757.1
Uzbekistan	0	5	5	0	10	4	0.0	
<b>Southern Europe</b>	<b>44</b>	<b>413</b>	<b>146</b>	<b>9</b>	<b>568</b>	<b>203</b>	<b>0.6</b>	<b>1190.9</b>
Croatia	0	9	6	0	15	4	0.0	
Greece	1	14	5	0	19	6	0.0	

Source: Tourism Statistics Department, MOT.

## International Tourist Arrivals to Cambodia by Country of Residence in January - February 2022

(by all means of transportation)

Regions Country of Residence	2021	2022					Share 2022* (%)	Change 2022*/21 (%)
		Purposes of Visit			Total	Female		
		Holiday	Business	Others				
<b>Grand Total</b>	<b>41,147</b>	<b>64,899</b>	<b>25,011</b>	<b>5,411</b>	<b>95,321</b>	<b>25,937</b>	<b>100.0</b>	<b>131.7</b>
Italy	23	155	56	7	218	56	0.2	847.8
Malta	0	2	0	0	2	1	0.0	
Portugal	4	40	11	0	51	21	0.1	1175.0
Serbia	1	1	9	0	10	1	0.0	
Slovenia	3	9	3	0	12	4	0.0	300.0
Spain	12	183	56	2	241	110	0.3	1908.3
<b>East Mediterranean Europe</b>	<b>10</b>	<b>187</b>	<b>30</b>	<b>1</b>	<b>218</b>	<b>83</b>	<b>0.2</b>	<b>2080.0</b>
Israel	1	149	11	1	161	70	0.2	16000.0
Turkey	9	38	19	0	57	13	0.1	533.3
Other Europe	1	57	92	0	149	65	0.2	14800.0
<b>Americas</b>	<b>798</b>	<b>2,255</b>	<b>940</b>	<b>3,112</b>	<b>6,307</b>	<b>2,501</b>	<b>6.6</b>	<b>690.4</b>
<b>North America</b>	<b>772</b>	<b>2,109</b>	<b>860</b>	<b>3,112</b>	<b>6,081</b>	<b>2,423</b>	<b>6.4</b>	<b>687.7</b>
Canada	72	400	152	292	844	307	0.9	1072.2
Mexico	3	22	25	0	47	15	0.0	
United States of America	697	1,687	683	2,820	5,190	2,101	5.4	644.6
<b>Central America</b>	<b>0</b>	<b>2</b>	<b>5</b>	<b>0</b>	<b>7</b>	<b>2</b>	<b>0.0</b>	
Costa Rica	0	1	0	0	1	0	0.0	
Honduras	0	1	2	0	3	1	0.0	
Jamaica	0	0	3	0	3	1	0.0	
<b>South America</b>	<b>25</b>	<b>117</b>	<b>48</b>	<b>0</b>	<b>165</b>	<b>68</b>	<b>0.2</b>	<b>560.0</b>
Argentina	2	10	1	0	11	3	0.0	
Brazil	14	48	25	0	73	32	0.1	421.4
Chile	1	20	4	0	24	10	0.0	
Colombia	3	28	15	0	43	15	0.0	1333.3
Ecuador	2	3	2	0	5	1	0.0	150.0
Peru	0	2	1	0	3	2	0.0	
Uruguay	2	1	0	0	1	1	0.0	-50.0
Venezuela	1	5	0	0	5	4	0.0	
Other America	1	27	27	0	54	8	0.1	5300.0
<b>Africa</b>	<b>49</b>	<b>135</b>	<b>145</b>	<b>2</b>	<b>282</b>	<b>87</b>	<b>0.3</b>	<b>475.5</b>
<b>North Africa</b>	<b>3</b>	<b>12</b>	<b>4</b>	<b>0</b>	<b>16</b>	<b>5</b>	<b>0.0</b>	<b>433.3</b>
Morocco	1	6	3	0	9	4	0.0	800.0
Sudan	0	3	0	0	3	0	0.0	
Tunisia	2	3	1	0	4	1	0.0	100.0
<b>Subsaharan Africa</b>	<b>46</b>	<b>86</b>	<b>110</b>	<b>0</b>	<b>196</b>	<b>64</b>	<b>0.2</b>	<b>326.1</b>
Cameroon	3	13	4	0	17	1	0.0	466.7
Congo	0	1	0	0	1	0	0.0	
Ghana	0	1	2	0	3	0	0.0	
Kenya	5	5	10	0	15	7	0.0	200.0
Liberia	0	1	0	0	1	0	0.0	
Nigeria	13	0	27	0	27	2	0.0	107.7
South Africa	21	61	50	0	111	48	0.1	428.6
Tanzania	1	0	3	0	3	0	0.0	
Uganda	1	3	11	0	14	6	0.0	1300.0
Zimbabwe	2	1	3	0	4	0	0.0	100.0
Other Africa	0	37	31	2	70	18	0.1	
<b>Middle East</b>	<b>26</b>	<b>81</b>	<b>42</b>	<b>2</b>	<b>125</b>	<b>16</b>	<b>0.1</b>	<b>380.8</b>
Egypt	3	22	16	0	38	5	0.0	1166.7
Iraq	1	8	1	0	9	0	0.0	
Jordan	6	12	6	0	18	3	0.0	200.0
Kuwait	3	4	6	0	10	2	0.0	233.3
Oman	1	1	1	0	2	0	0.0	100.0
Palestine	0	1	0	0	1	0	0.0	
Qatar	1	1	0	0	1	0	0.0	
Saudi Arabia	0	16	2	0	18	1	0.0	
Syria	1	3	2	0	5	0	0.0	
United Arab Emirates	10	2	0	0	2	0	0.0	-80.0
Yemen	0	1	1	0	2	0	0.0	
Other Middle East	0	10	7	2	19	5	0.0	

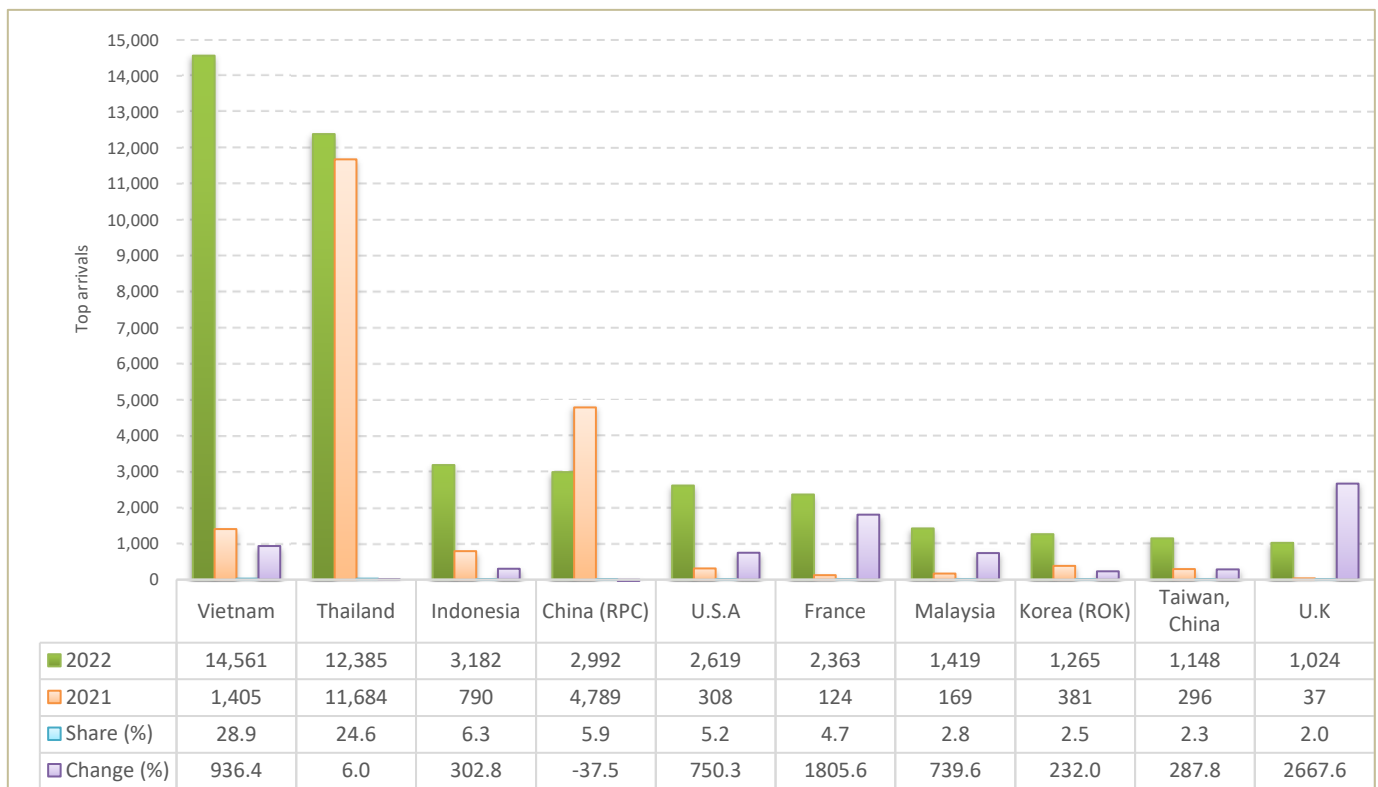
## CAMBODIA: TOURISM STATISTICS REPORT IN FEBRUARY 2022

### I. INBOUND TOURISM

#### 1. International tourist arrivals in February 2022

	Inbound tourism			Share (%)	Change (%)	
	2020	2021	2022	2022*	21/20	2022*/21
<b>Air</b>	<b>210,451</b>	<b>7,902</b>	<b>26,989</b>	<b>53.5</b>	<b>-96.2</b>	<b>241.5</b>
Phnom Penh Int'l Airport (PNH)	117,605	6,737	23,484	46.6	-94.3	248.6
Siem Reap Int'l Airport (REP)	74,961	0	3,157	6.3	-100.0	
Kong Keng (KOS)	17,885	1,165	348	0.7	-93.5	-70.1
<b>Land and Waterways</b>	<b>173,412</b>	<b>12,678</b>	<b>23,422</b>	<b>46.5</b>	<b>-92.7</b>	<b>84.7</b>
Land	154,281	12,678	22,678	45.0	-91.8	78.9
Waterways	19,131	0	744	1.5	-100.0	
<b>Total</b>	<b>383,863</b>	<b>20,580</b>	<b>50,411</b>	<b>100.0</b>	<b>-94.6</b>	<b>145.0</b>

#### 2. Top ten markets arrivals in February 2022



### II. OUTBOUND TOURISM

#### Outbound tourism in February 2022

	Outbound tourism			Change (%)	
	2020	2021	2022	21/20	2022*/21
Cambodia Outbound Tourists	106,132	1,375	13,611	-98.7	889.9
International Tourists Departure	352,801	18,371	32,745	-94.8	78.2

### III. INTERNAL TOURISM

#### Domestic and foreign visitors' arrivals to the regions in February 2022

	February 2021		February 2022		Change 2022*/21 (%)	
	KHM	FOR	KHM	FOR	KHM	FOR
Phnom Penh	186,174	17,599	438,868	32,798	135.7	86.4
Siem Reap Angkor	111,700	2,981	57,000	7,304	-49.0	145.0
Coastal Zone	432,935	19,269	475,556	50,281	9.8	160.9
Preah Sihanouk	232,142	16,708	325,752	47,169	40.3	182.3
Eco-tourism Zone	65,443	1,197	90,126	1,139	37.7	-4.8
Others	99,440	1,976	87,074	4,234	-12.4	114.3
<b>Total</b>	<b>895,692</b>	<b>43,022</b>	<b>1,148,624</b>	<b>95,756</b>	<b>28.2</b>	<b>122.6</b>

#### Note:

KHM: Cambodia visitors

FOR: Foreign visitors

Source: Tourism Statistics Department, MOT.

## International Tourist Arrivals to Cambodia by Country of Residence in February 2022

(by all means of transportation)

Regions Country of Residence	2021	2022					Share 2022* (%)	Change 2022*/21 (%)
		Purposes of Visit			Total			
		Holiday	Business	Others	Male	Female		
<b>Grand Total</b>	<b>20,580</b>	<b>33,417</b>	<b>14,261</b>	<b>2,733</b>	<b>50,411</b>	<b>13,493</b>	<b>100.0</b>	<b>145.0</b>
<b>Asia and the Pacific</b>	<b>19,905</b>	<b>27,355</b>	<b>12,959</b>	<b>503</b>	<b>40,817</b>	<b>9,771</b>	<b>81.0</b>	<b>105.1</b>
<b>ASEAN (Southeast Asia)</b>	<b>14,184</b>	<b>25,154</b>	<b>8,143</b>	<b>35</b>	<b>33,332</b>	<b>8,026</b>	<b>66.1</b>	<b>135.0</b>
Brunei Darussalam	0	11	47	0	58	8	0.1	
Indonesia	790	1,790	1,390	2	3,182	680	6.3	302.8
Lao PDR	19	61	92	0	153	27	0.3	705.3
Malaysia	169	645	763	11	1,419	282	2.8	739.6
Myanmar	9	104	148	0	252	93	0.5	2700.0
Philippines	61	376	241	3	620	243	1.2	916.4
Singapore	47	443	225	2	670	148	1.3	1325.5
Thailand	11,684	11,913	465	7	12,385	733	24.6	6.0
Timor Leste	0	0	32	0	32	0	0.1	
Vietnam	1,405	9,811	4,740	10	14,561	5,812	28.9	936.4
<b>Northeast Asia</b>	<b>5,589</b>	<b>1,490</b>	<b>4,222</b>	<b>141</b>	<b>5,853</b>	<b>1,364</b>	<b>11.6</b>	<b>4.7</b>
China	4,789	497	2,485	10	2,992	658	5.9	-37.5
Hong Kong (China)	0	0	0	0	0	0	0.0	
Japan	121	134	288	7	429	95	0.9	254.5
Korea (ROK)	381	495	662	108	1,265	372	2.5	232.0
Macau (China)	0	0	0	0	0	0	0.0	
Mongolia	2	14	5	0	19	8	0.0	850.0
Taiwan (China)	296	350	782	16	1,148	231	2.3	287.8
<b>Southern Asia</b>	<b>70</b>	<b>289</b>	<b>452</b>	<b>1</b>	<b>742</b>	<b>133</b>	<b>1.5</b>	<b>960.0</b>
Afghanistan	1	3	36	0	39	18	0.1	3800.0
Bangladesh	21	57	101	1	159	20	0.3	657.1
Bhutan	0	1	0	0	1	0	0.0	
India	30	142	242	0	384	68	0.8	1180.0
Iran	0	3	5	0	8	2	0.0	
Nepal	1	21	27	0	48	14	0.1	4700.0
Pakistan	6	40	21	0	61	8	0.1	916.7
Srilanka	11	22	20	0	42	3	0.1	281.8
<b>Oceania</b>	<b>62</b>	<b>414</b>	<b>128</b>	<b>326</b>	<b>868</b>	<b>247</b>	<b>1.7</b>	<b>1300.0</b>
Australia	41	367	115	304	786	223	1.6	1817.1
Fiji	0	1	2	0	3	1	0.0	
New Zealand	21	46	11	22	79	23	0.2	276.2
Other Asia & the Pacific	0	8	14	0	22	1	0.0	
<b>Europe</b>	<b>275</b>	<b>4,630</b>	<b>874</b>	<b>641</b>	<b>6,145</b>	<b>2,406</b>	<b>12.2</b>	<b>2134.5</b>
<b>Northern Europe</b>	<b>52</b>	<b>1,184</b>	<b>168</b>	<b>22</b>	<b>1,374</b>	<b>447</b>	<b>2.7</b>	<b>2542.3</b>
Denmark	5	77	6	3	86	33	0.2	1620.0
Finland	1	36	5	1	42	13	0.1	4100.0
Iceland	0	6	0	0	6	4	0.0	
Ireland	4	55	6	0	61	14	0.1	1425.0
Norway	2	36	10	3	49	9	0.1	
Sweden	3	92	10	4	106	35	0.2	3433.3
United Kingdom	37	882	131	11	1,024	339	2.0	2667.6
<b>Western Europe</b>	<b>168</b>	<b>2,662</b>	<b>530</b>	<b>608</b>	<b>3,800</b>	<b>1,585</b>	<b>7.5</b>	<b>2161.9</b>
Austria	1	86	11	9	106	40	0.2	10500.0
Belgium	1	108	46	19	173	67	0.3	17200.0
France	124	1,542	314	507	2,363	1,054	4.7	1805.6
Germany	28	602	104	29	735	262	1.5	2525.0
Luxembourg	0	4	0	0	4	2	0.0	
Monaco	0	1	0	0	1	1	0.0	
Netherlands	4	154	27	15	196	74	0.4	4800.0
Switzerland	10	165	28	29	222	85	0.4	2120.0
<b>Central / Eastern Europe</b>	<b>36</b>	<b>410</b>	<b>86</b>	<b>6</b>	<b>502</b>	<b>204</b>	<b>1.0</b>	<b>1294.4</b>
Bulgaria	2	2	2	1	5	2	0.0	150.0
Czech Republic	4	73	10	0	83	26	0.2	1975.0
Estonia	0	24	1	0	25	10	0.0	
Hungary	1	24	1	3	28	13	0.1	2700.0
Kazakhstan	3	11	4	1	16	6	0.0	433.3
Kyrgyzstan	0	12	4	0	16	3	0.0	
Latvia	1	7	1	0	8	4	0.0	700.0
Lithuania	0	12	0	0	12	7	0.0	
Poland	5	57	10	1	68	22	0.1	1260.0
Romania	3	19	6	0	25	12	0.0	733.3
Russian Federation	10	133	33	0	166	76	0.3	1560.0
Slovakia	1	13	5	0	18	4	0.0	1700.0
Ukraine	6	20	7	0	27	16	0.1	350.0
Uzbekistan	0	3	2	0	5	3	0.0	
<b>Southern Europe</b>	<b>18</b>	<b>243</b>	<b>46</b>	<b>4</b>	<b>293</b>	<b>103</b>	<b>0.6</b>	<b>1527.8</b>
Croatia	0	5	1	0	6	1	0.0	
Greece	1	9	2	0	11	5	0.0	1000.0

Source: Tourism Statistics Department, MOT.

## International Tourist Arrivals to Cambodia by Country of Residence in February 2022

(by all means of transportation)

Regions Country of Residence	2021	2022					Share 2022* (%)	Change 2022*/21 (%)
		Purposes of Visit			Total			
		Holiday	Business	Others	Total	Female		
<b>Grand Total</b>	<b>20,580</b>	<b>33,417</b>	<b>14,261</b>	<b>2,733</b>	<b>50,411</b>	<b>13,493</b>	<b>100.0</b>	<b>145.0</b>
Italy	11	93	22	4	119	30	0.2	981.8
Malta	0	0	0	0	0	0	0.0	
Portugal	1	23	2	0	25	10	0.0	2400.0
Serbia	1	1	5	0	6	0	0.0	500.0
Slovenia	1	6	2	0	8	3	0.0	700.0
Spain	3	106	12	0	118	54	0.2	3833.3
<b>East Mediterranean Europe</b>	<b>1</b>	<b>102</b>	<b>12</b>	<b>1</b>	<b>115</b>	<b>45</b>	<b>0.2</b>	<b>11400.0</b>
Israel	0	86	7	1	94	41	0.2	
Turkey	1	16	5	0	21	4	0.0	2000.0
Other Europe	0	29	32	0	61	22	0.1	
<b>Americas</b>	<b>365</b>	<b>1,300</b>	<b>345</b>	<b>1,585</b>	<b>3,230</b>	<b>1,262</b>	<b>6.4</b>	<b>784.9</b>
<b>North America</b>	<b>348</b>	<b>1,223</b>	<b>306</b>	<b>1,585</b>	<b>3,114</b>	<b>1,219</b>	<b>6.2</b>	<b>794.8</b>
Canada	37	247	61	161	469	169	0.9	1167.6
Mexico	3	16	10	0	26	7	0.1	766.7
United States of America	308	960	235	1,424	2,619	1,043	5.2	750.3
<b>Central America</b>	<b>0</b>	<b>1</b>	<b>3</b>	<b>0</b>	<b>4</b>	<b>1</b>	<b>0.0</b>	
Costa Rica	0	0	0	0	0	0	0.0	
Honduras	0	1	0	0	1	0	0.0	
Jamaica	0	0	3	0	3	1	0.0	
<b>South America</b>	<b>17</b>	<b>59</b>	<b>22</b>	<b>0</b>	<b>81</b>	<b>34</b>	<b>0.2</b>	<b>376.5</b>
Argentina	2	5	1	0	6	2	0.0	200.0
Brazil	9	21	15	0	36	15	0.1	300.0
Chile	1	15	1	0	16	8	0.0	1500.0
Colombia	2	12	3	0	15	4	0.0	650.0
Ecuador	1	2	2	0	4	1	0.0	300.0
Peru	0	1	0	0	1	1	0.0	
Uruguay	1	1	0	0	1	1	0.0	0.0
Venezuela	1	2	0	0	2	2	0.0	100.0
Other America	0	17	14	0	31	8	0.1	
<b>Africa</b>	<b>26</b>	<b>85</b>	<b>65</b>	<b>2</b>	<b>152</b>	<b>48</b>	<b>0.3</b>	<b>484.6</b>
<b>North Africa</b>	<b>0</b>	<b>9</b>	<b>3</b>	<b>0</b>	<b>12</b>	<b>4</b>	<b>0.0</b>	
Morocco	0	5	3	0	8	4	0.0	
Sudan	0	1	0	0	1	0	0.0	
Tunisia	0	3	0	0	3	0	0.0	
<b>Subsaharan Africa</b>	<b>26</b>	<b>56</b>	<b>49</b>	<b>0</b>	<b>105</b>	<b>35</b>	<b>0.2</b>	<b>303.8</b>
Cameroon	1	7	1	0	8	1	0.0	700.0
Congo	0	1	0	0	1	0	0.0	
Ghana	0	1	1	0	2	0	0.0	
Kenya	3	3	0	0	3	1	0.0	0.0
Liberia	0	1	0	0	1	0	0.0	
Nigeria	9	0	22	0	22	2	0.0	144.4
South Africa	11	41	24	0	65	30	0.1	490.9
Tanzania	1	0	0	0	0	0	0.0	-100.0
Uganda	0	2	1	0	3	1	0.0	
Zimbabwe	1	0	0	0	0	0	0.0	-100.0
Other Africa	0	20	13	2	35	9	0.1	
<b>Middle East</b>	<b>9</b>	<b>47</b>	<b>18</b>	<b>2</b>	<b>67</b>	<b>6</b>	<b>0.1</b>	<b>644.4</b>
Egypt	1	14	7	0	21	1	0.0	2000.0
Iraq	1	6	0	0	6	0	0.0	500.0
Jordan	3	6	1	0	7	0	0.0	133.3
Kuwait	2	1	0	0	1	0	0.0	-50.0
Oman	0	0	1	0	1	0	0.0	
Palestine	0	0	0	0	0	0	0.0	
Qatar	1	1	0	0	1	0	0.0	0.0
Saudi Arabia	0	7	0	0	7	0	0.0	
Syria	1	2	2	0	4	0	0.0	300.0
United Arab Emirates	0	2	0	0	2	0	0.0	
Yemen	0	0	0	0	0	0	0.0	
Other Middle East	0	8	7	2	17	5	0.0	